
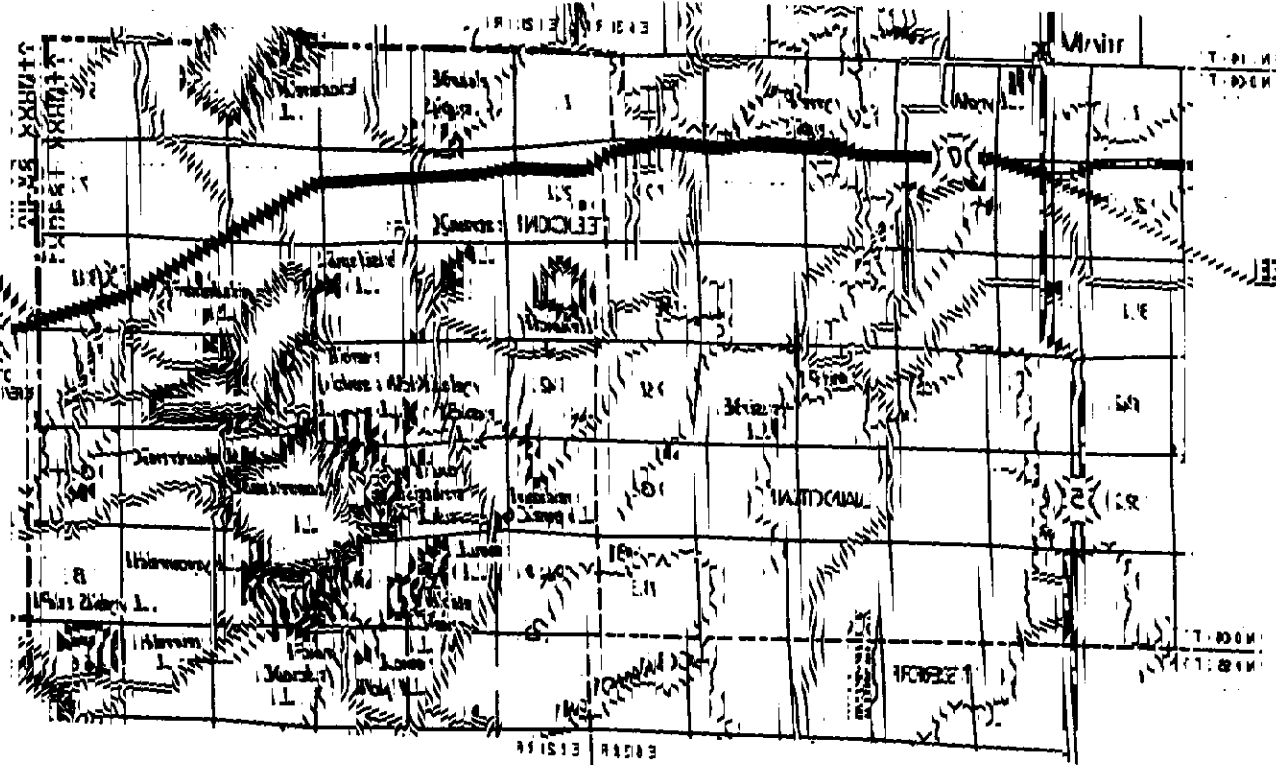


REVISIONS	NO. 1
DATE	1954-10-20
PROJECT: BANGKOK - PHU THAI HIGHWAY	
DRAWING: PLAN OF THE HIGHWAY	
SCALE: 1:50,000	

REVISIONS




REVISIONS	NO. 1
DATE	1954-10-20
PROJECT: BANGKOK - PHU THAI HIGHWAY	
DRAWING: PLAN OF THE HIGHWAY	
SCALE: 1:50,000	



REVISIONS
NO. 1
DATE: 1954-10-20
PROJECT: BANGKOK - PHU THAI HIGHWAY
DRAWING: PLAN OF THE HIGHWAY
SCALE: 1:50,000

REVISIONS
NO. 1
DATE: 1954-10-20
PROJECT: BANGKOK - PHU THAI HIGHWAY
DRAWING: PLAN OF THE HIGHWAY
SCALE: 1:50,000

REVISIONS	NO. 1
DATE	1954-10-20
PROJECT: BANGKOK - PHU THAI HIGHWAY	
DRAWING: PLAN OF THE HIGHWAY	
SCALE: 1:50,000	

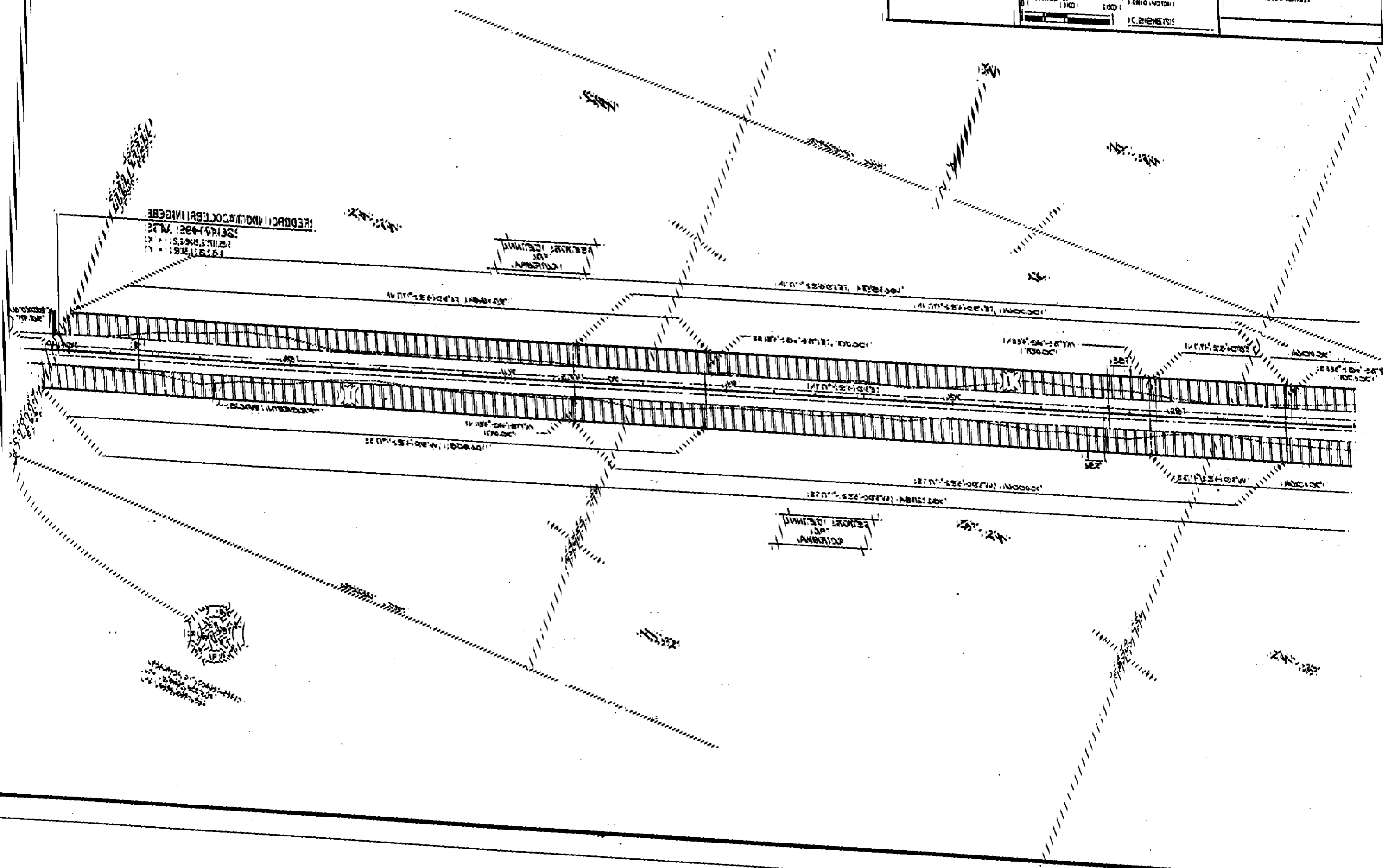


REVISIONS

REVISIONS
NO. 1
DATE: 1954-10-20
PROJECT: BANGKOK - PHU THAI HIGHWAY
DRAWING: PLAN OF THE HIGHWAY
SCALE: 1:50,000

REVISIONS	NO. 1
DATE	1954-10-20
PROJECT: BANGKOK - PHU THAI HIGHWAY	
DRAWING: PLAN OF THE HIGHWAY	
SCALE: 1:50,000	

FEDERAL BUREAU OF INVESTIGATION U.S. DEPARTMENT OF JUSTICE WASHINGTON, D.C. 20535	REPORT NO. 100-100000 DATE 10-1-80	TITLE SUBJECT
---	---------------------------------------	------------------



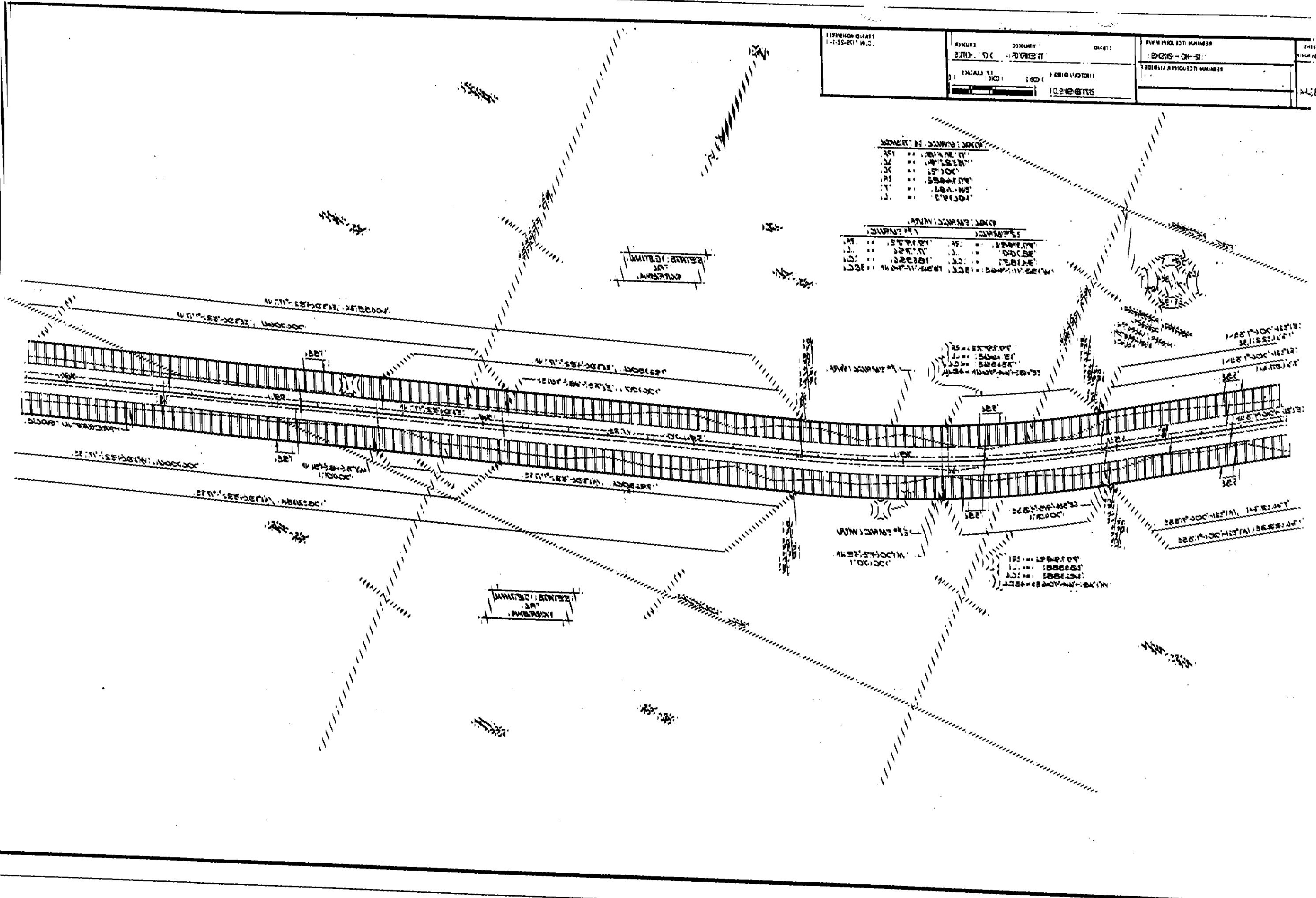
1. PROJECT NUMBER 2. PROJECT NAME 3. PROJECT LOCATION	4. PROJECT DATE 5. PROJECT STATUS 6. PROJECT TYPE	7. PROJECT NUMBER 8. PROJECT NAME 9. PROJECT LOCATION	10. PROJECT DATE 11. PROJECT STATUS 12. PROJECT TYPE
---	---	---	--

TABLE 1: PROJECT DATA

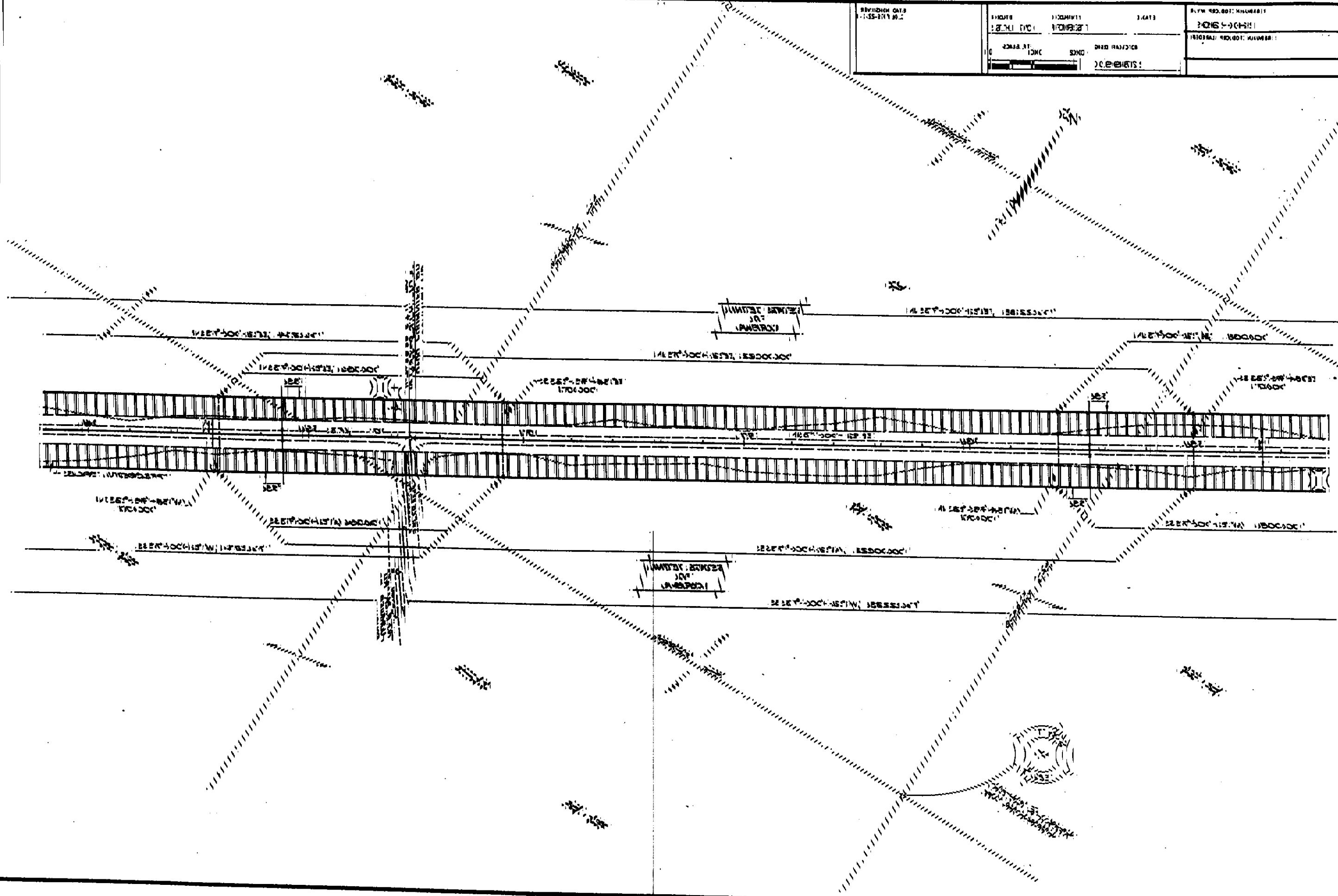
NO.	DESCRIPTION	DATE
1
2
3
4
5
6
7
8
9
10

TABLE 2: PROJECT DATA

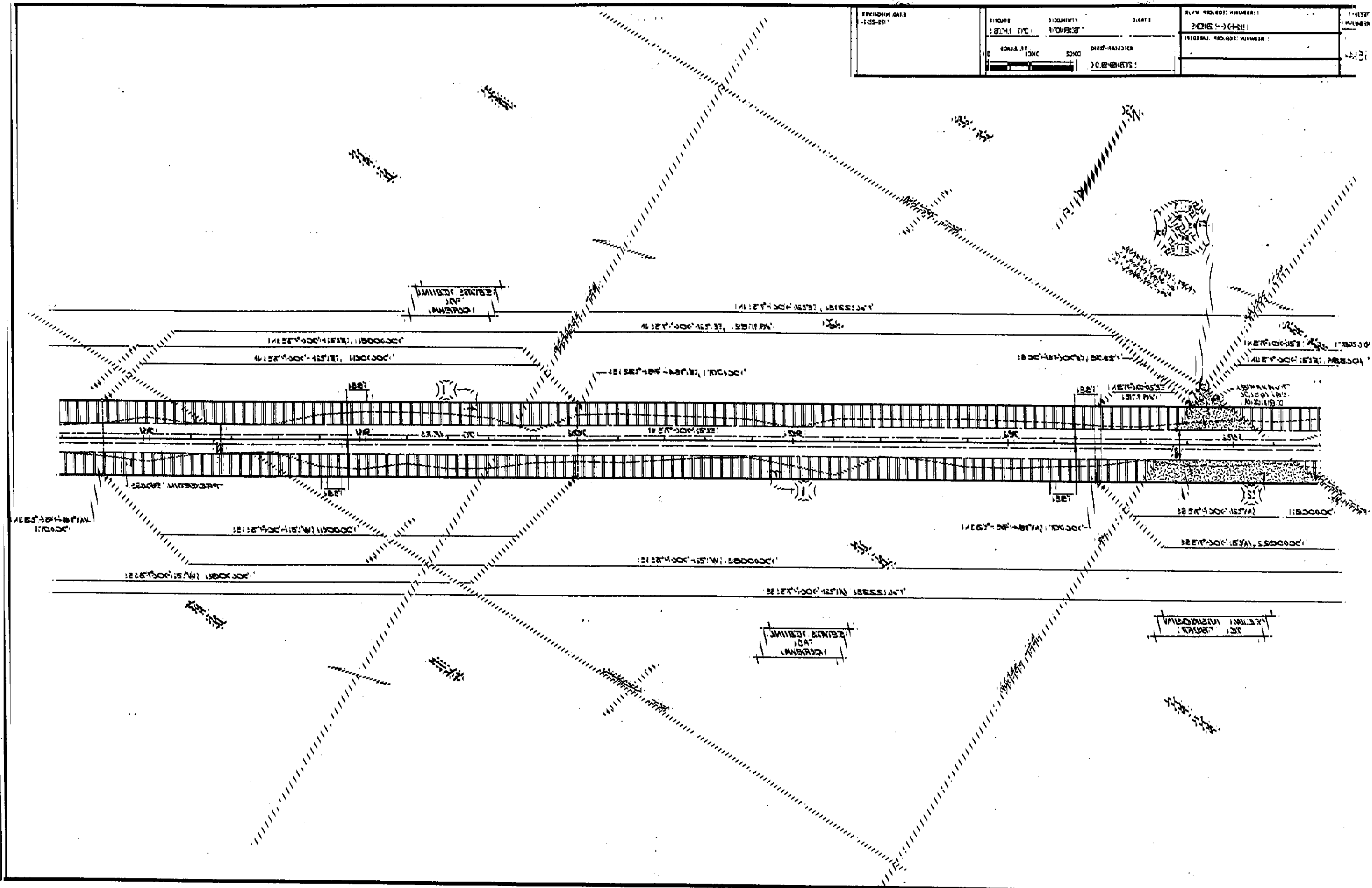
NO.	DESCRIPTION	DATE
1
2
3
4
5
6
7
8
9
10



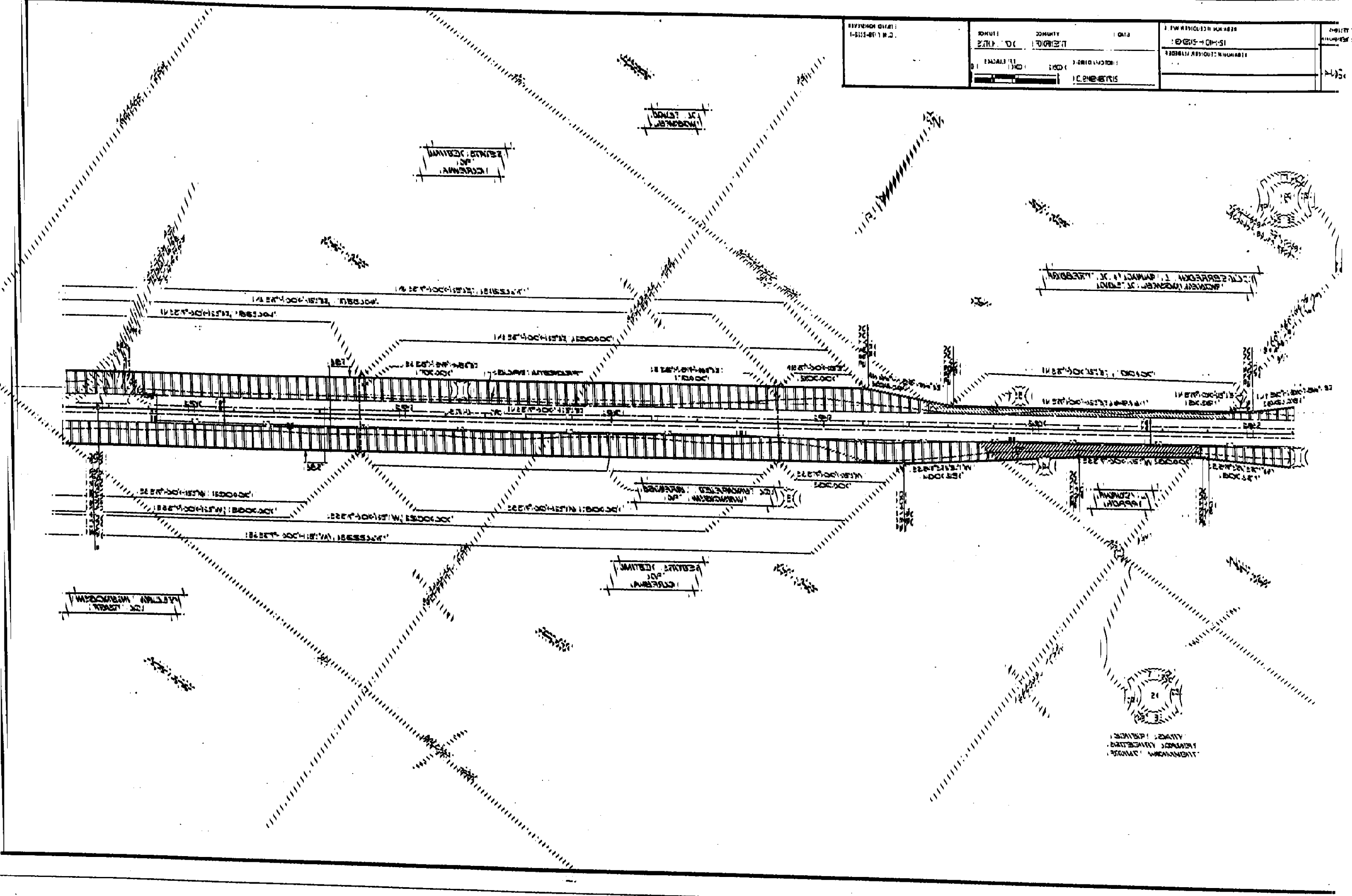
REVISION DATE 11-25-87	DATE 11-25-87	BY J.M.	NO. OF SHEETS 1	TOTAL NO. OF SHEETS 1
PROJECT NAME WATER MAIN		SCALE 1" = 10'	SHEET NO. 1	
DRAWN BY J.M.		CHECKED BY J.M.	DATE 11-25-87	



PROJECT NO. 100-1000	DATE	1957
PROJECT NAME	PROJECT	100-1000
PROJECT LOCATION	PROJECT	100-1000
PROJECT	PROJECT	100-1000



PROJECT NUMBER 15-015-01-01	DATE 10/27/11	SCALE 1" = 100'
PROJECT NAME RESEARCH CENTER	DESIGNER C. M. L. & S. S.	DATE 10/27/11
PROJECT NUMBER 15-015-01-01	DATE 10/27/11	SCALE 1" = 100'



UNITED STATES
OF
AMERICA

UNITED STATES
OF
AMERICA

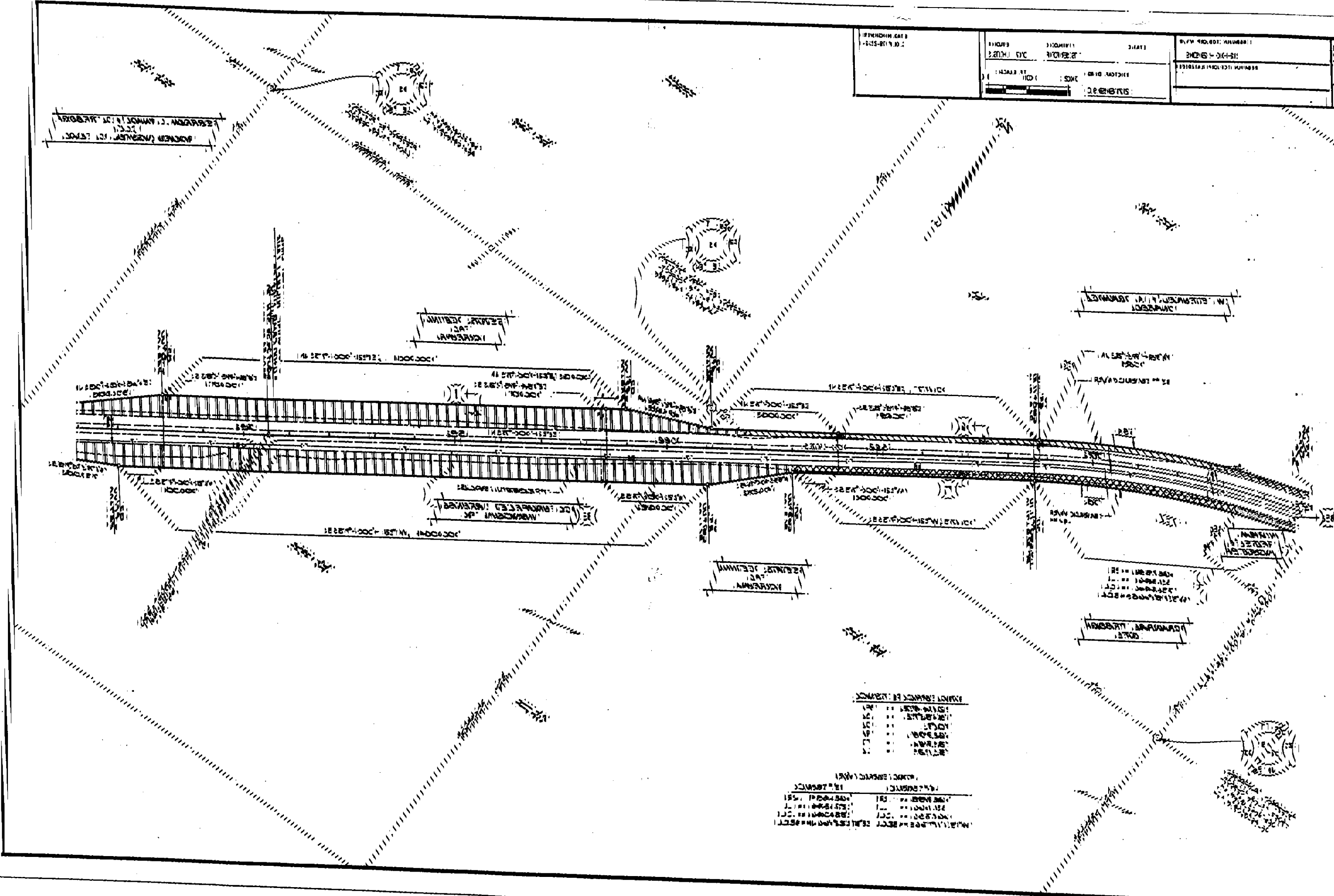
UNITED STATES
OF
AMERICA

UNITED STATES
OF
AMERICA

UNITED STATES
OF
AMERICA

UNITED STATES
OF
AMERICA

PROJECT NUMBER: 100-1000	DATE: 10/10/00	SCALE: 1" = 100'
PROJECT NAME: BRIDGE	DESIGNER: J. SMITH	CHECKER: M. JONES
PROJECT LOCATION: BRIDGE	PROJECT NUMBER: 100-1000	DATE: 10/10/00



BRIDGE DECK
 100'-0" x 100'-0"
 100'-0" x 100'-0"

BRIDGE DECK
 100'-0" x 100'-0"
 100'-0" x 100'-0"

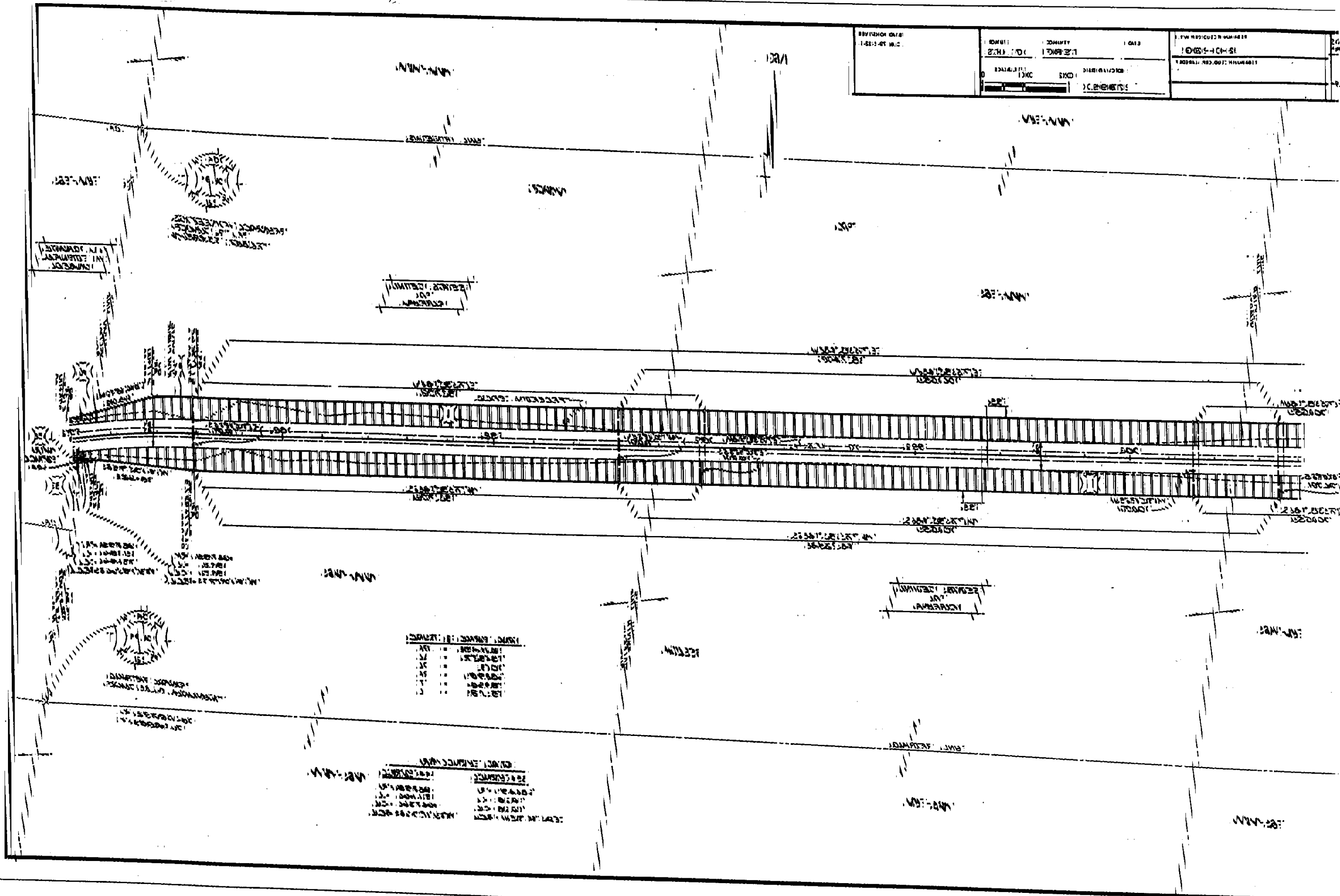
BRIDGE DECK
 100'-0" x 100'-0"
 100'-0" x 100'-0"

BRIDGE DECK
 100'-0" x 100'-0"
 100'-0" x 100'-0"

BRIDGE DECK
 100'-0" x 100'-0"
 100'-0" x 100'-0"

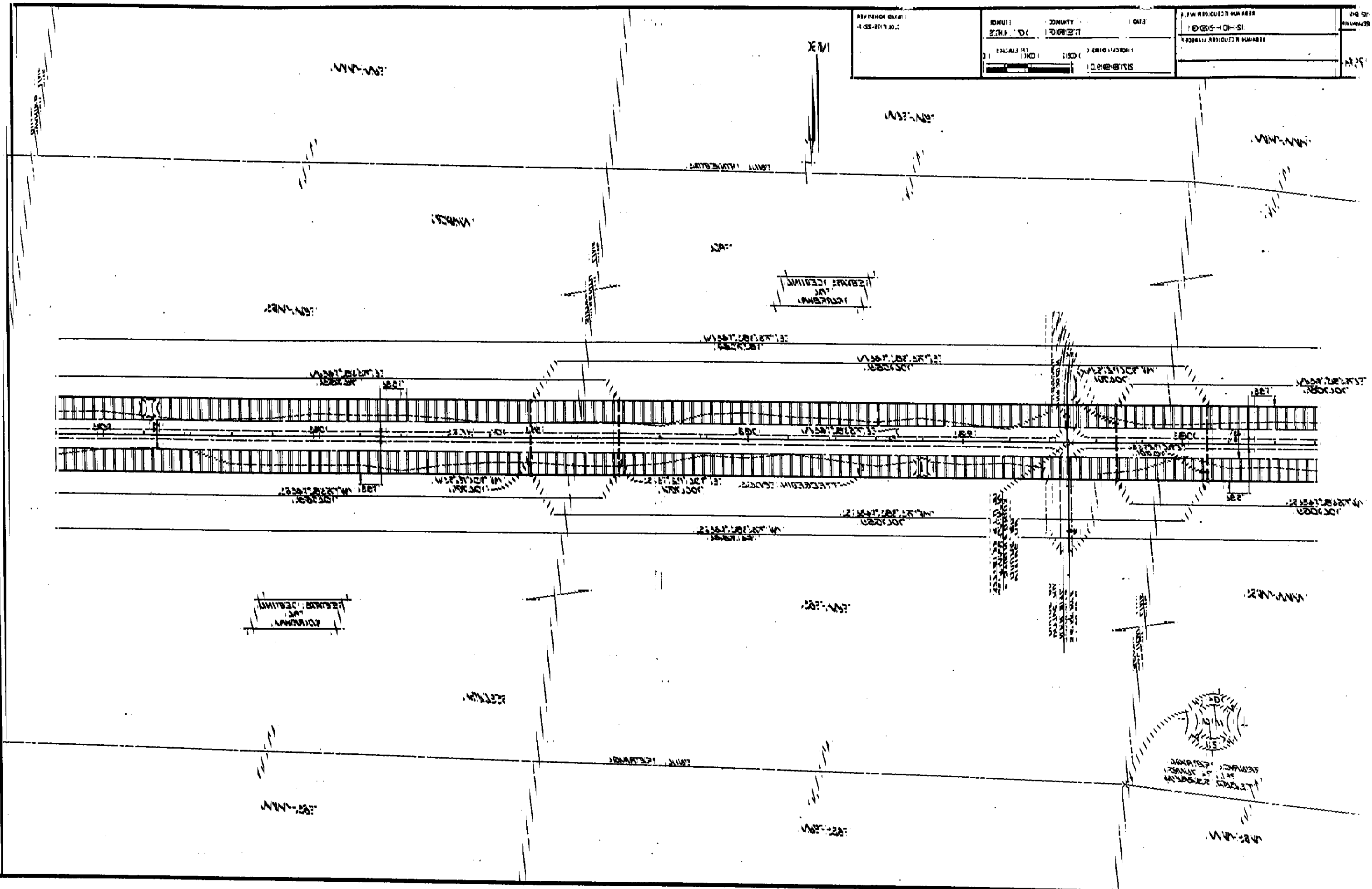
PROJECT NUMBER: 100-1000	DATE: 10/10/00
PROJECT NAME: BRIDGE	DESIGNER: J. SMITH
PROJECT LOCATION: BRIDGE	PROJECT NUMBER: 100-1000

1. TITLE 2. PROJECT 3. DRAWING NO. 4. DATE	5. SCALE 6. SHEET NO. OF TOTAL SHEETS	7. DESIGNER 8. CHECKED 9. APPROVED	10. PROJECT NO. 11. SHEET NO. OF TOTAL SHEETS
---	--	--	--

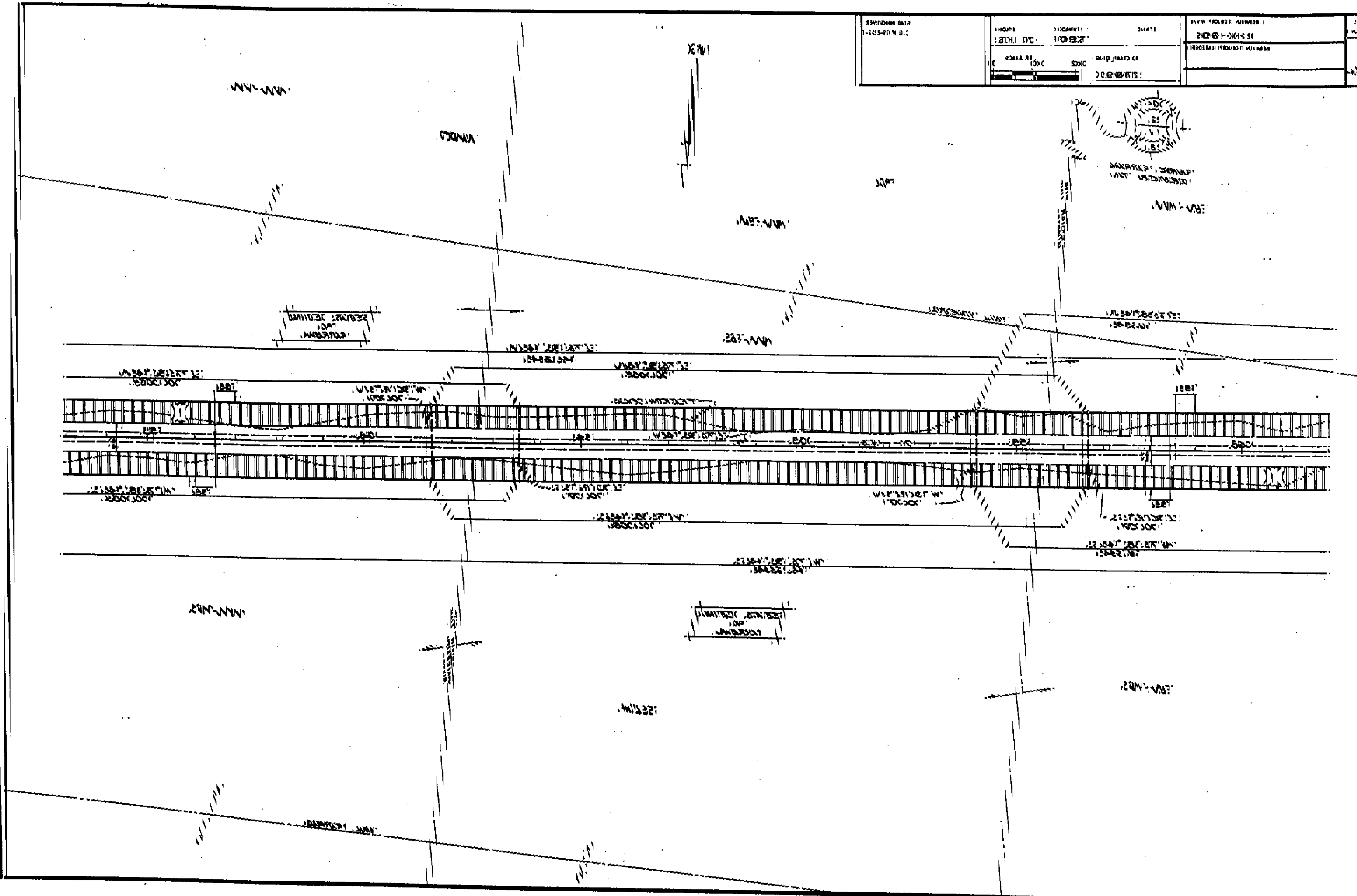


NO.	DESCRIPTION	QUANTITY	UNIT
1
2
3
4
5
6
7
8
9
10

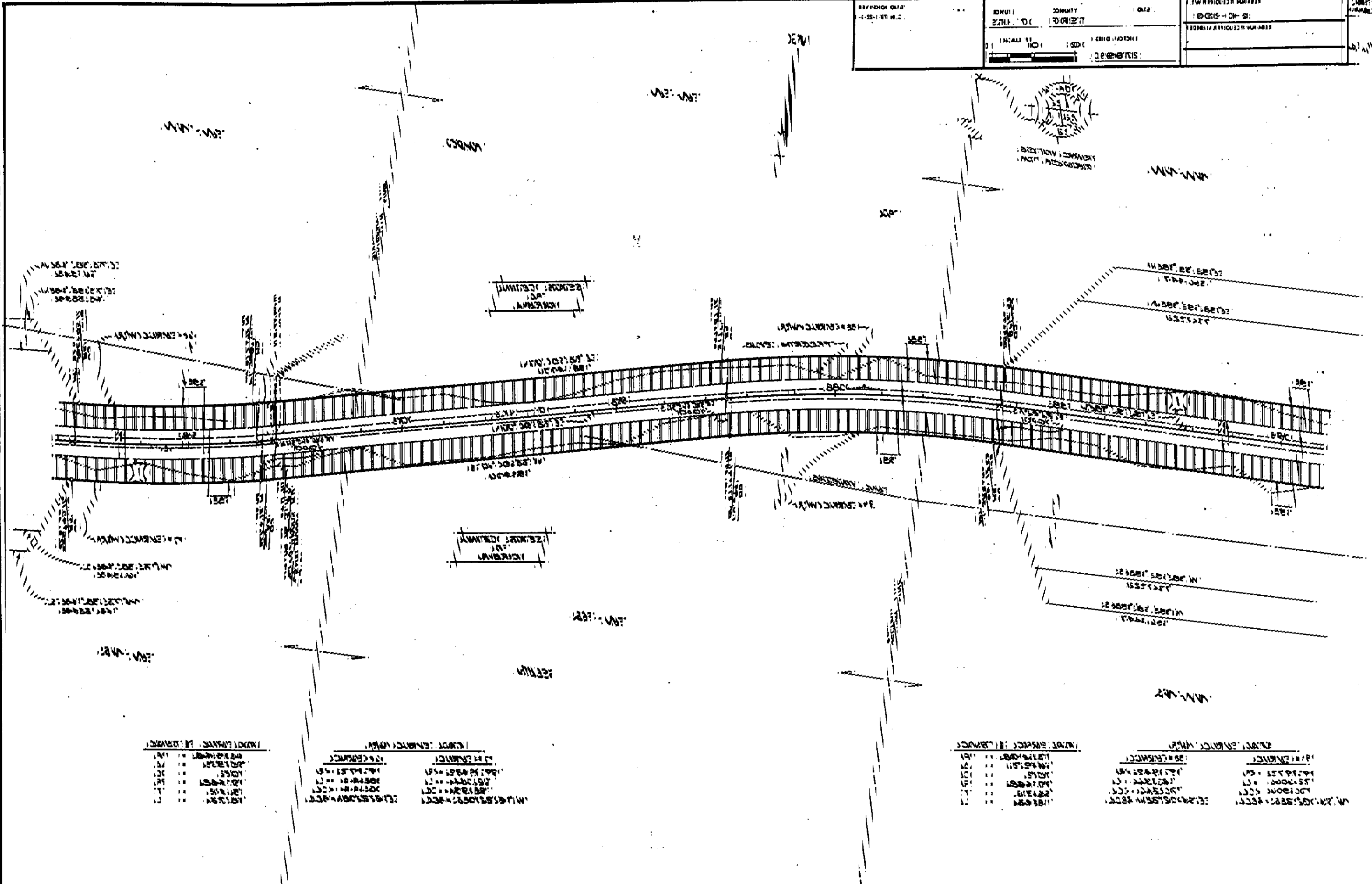
STATE OF MICHIGAN DEPARTMENT OF TRANSPORTATION DIVISION OF HIGHWAYS	PROJECT NO. 100-1000 SHEET NO. 100-1000-1	DATE: 10/1/53	BY: J. W. BROWN
---	--	---------------	-----------------



DIVISION DATE 11-15-52	PROJECT NO. 11-15-52	SHEET NO. 11-15-52	DRAWING NO. 11-15-52	PROJECT NUMBER 11-15-52	SHEET NUMBER 11-15-52
---------------------------	-------------------------	-----------------------	-------------------------	----------------------------	--------------------------



REVISION NO. 1	DATE	BY	FOR
1			
PROJECT NO. 100-1000		SHEET NO. 10	
PROJECT NAME		SHEET TITLE	
DRAWN BY		CHECKED BY	
DATE		SCALE	



NO.	DESCRIPTION	QTY.	UNIT
1	CONCRETE	100	CU YD
2	STEEL	500	TON
3	WOOD	100	CU YD
4	PAINT	100	TON
5	LABOR	1000	HOUR

NO.	DESCRIPTION	QTY.	UNIT
1	CONCRETE	200	CU YD
2	STEEL	1000	TON
3	WOOD	200	CU YD
4	PAINT	200	TON
5	LABOR	2000	HOUR

NO.	DESCRIPTION	QTY.	UNIT
1	CONCRETE	300	CU YD
2	STEEL	1500	TON
3	WOOD	300	CU YD
4	PAINT	300	TON
5	LABOR	3000	HOUR

NO.	DESCRIPTION	QTY.	UNIT
1	CONCRETE	400	CU YD
2	STEEL	2000	TON
3	WOOD	400	CU YD
4	PAINT	400	TON
5	LABOR	4000	HOUR

NO.	DESCRIPTION	QTY.	UNIT
1	CONCRETE	500	CU YD
2	STEEL	2500	TON
3	WOOD	500	CU YD
4	PAINT	500	TON
5	LABOR	5000	HOUR

NO.	DESCRIPTION	QTY.	UNIT
1	CONCRETE	600	CU YD
2	STEEL	3000	TON
3	WOOD	600	CU YD
4	PAINT	600	TON
5	LABOR	6000	HOUR

PROJECT NO. 15-41-51	DATE 10/1/51	SCALE 1" = 100'
DESIGNED BY J. H. ...	CHECKED BY ...	APPROVED BY ...
SHEET NO. 1		TOTAL SHEETS 1

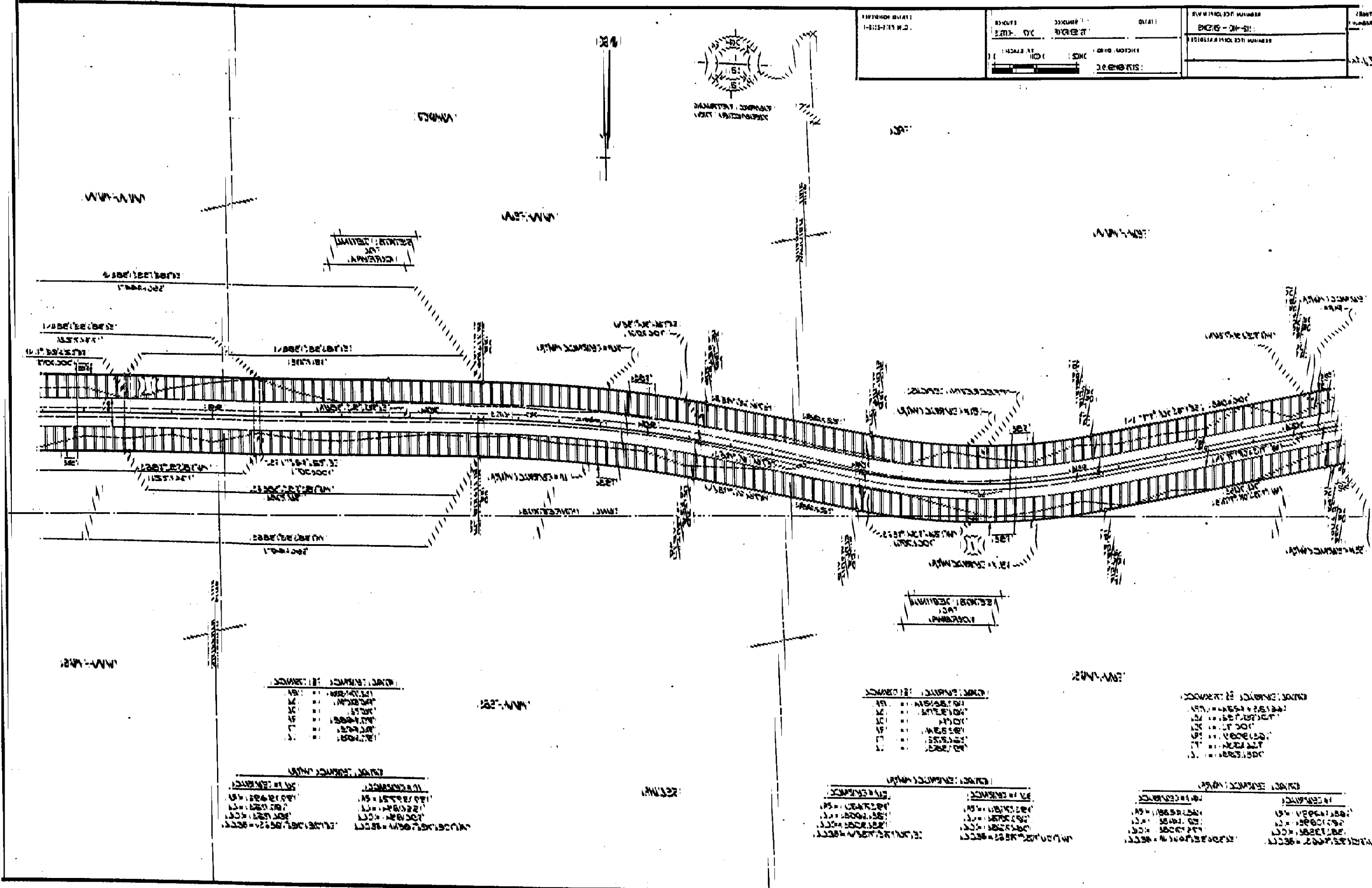


TABLE 1: SPAN DATA

SPAN NO.	LENGTH (FT)	WIDTH (FT)
1	100.00	40.00
2	100.00	40.00
3	100.00	40.00
4	100.00	40.00
5	100.00	40.00

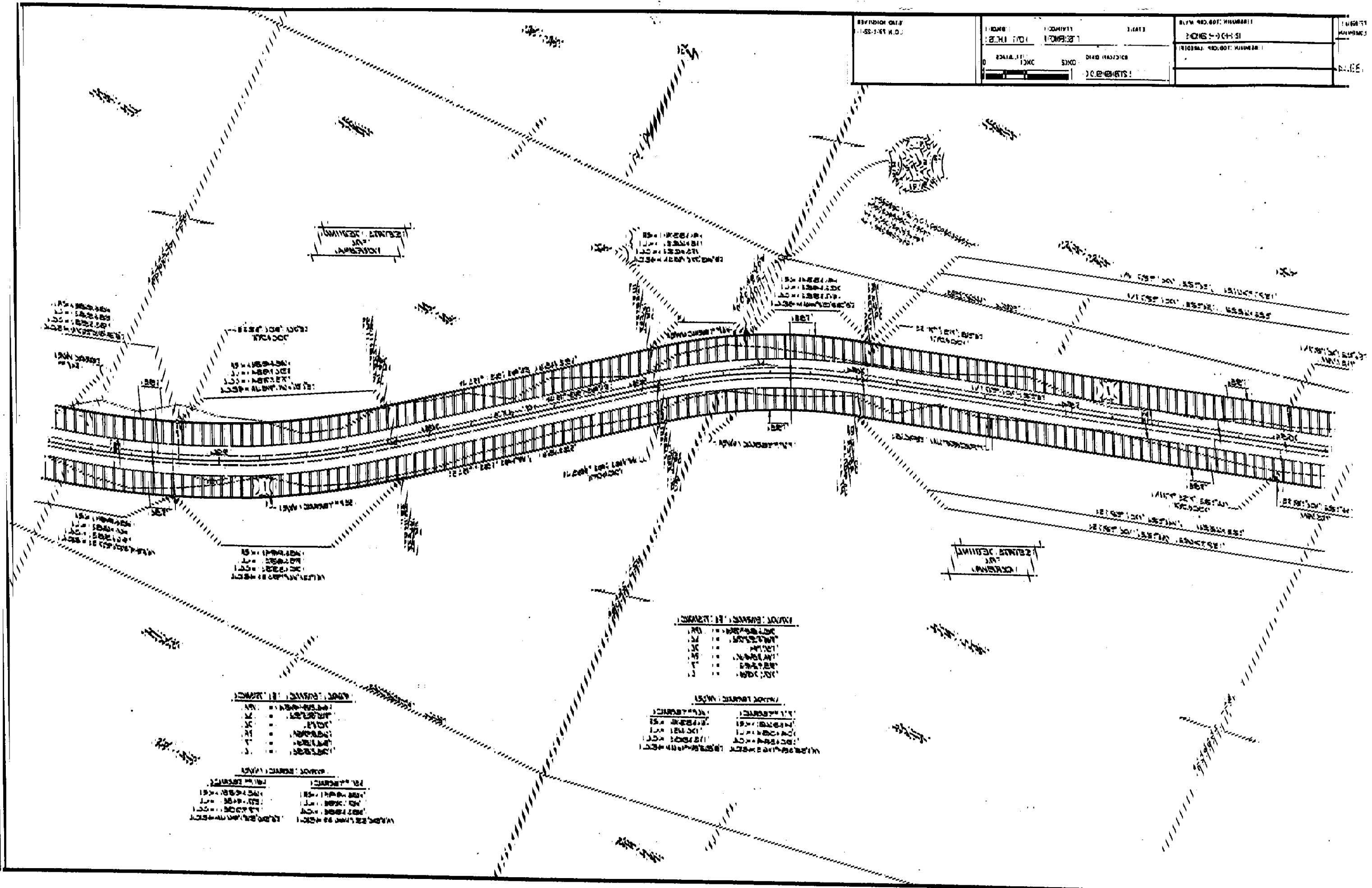
TABLE 2: PIER DATA

PIER NO.	LENGTH (FT)	WIDTH (FT)
1	10.00	10.00
2	10.00	10.00
3	10.00	10.00
4	10.00	10.00
5	10.00	10.00

TABLE 3: ABUTMENT DATA

ABUTMENT NO.	LENGTH (FT)	WIDTH (FT)
1	20.00	20.00
2	20.00	20.00
3	20.00	20.00
4	20.00	20.00

REVIZION OBL. NO. 1-55	DATE: 1955	PROJECT: 15-15-55	SCALE: 1:500
DESIGNED BY: [illegible]	CHECKED BY: [illegible]	APPROVED BY: [illegible]	DATE: [illegible]



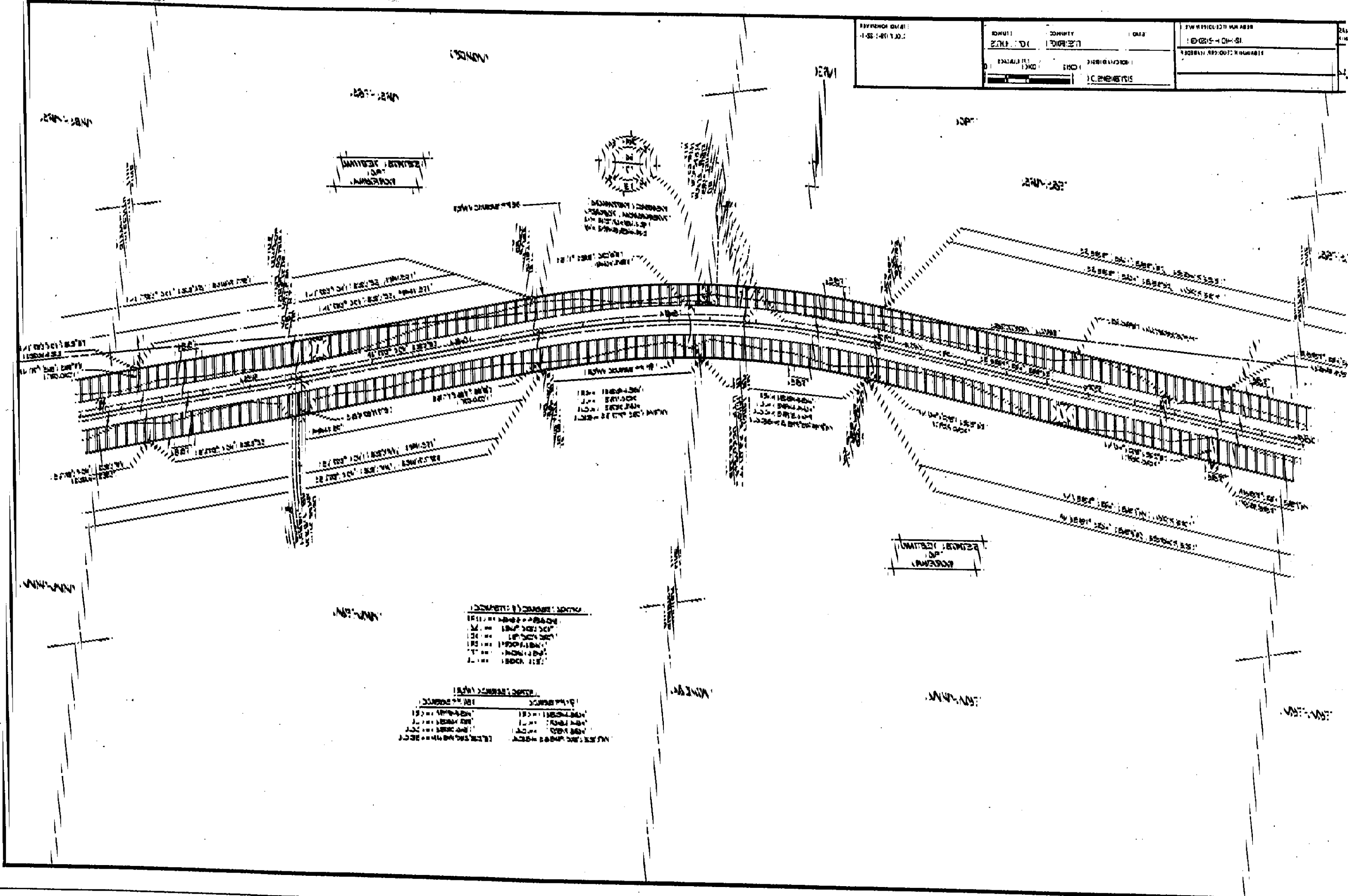
МАТЕРИАЛЫ И КОЛИЧЕСТВА

№	Наименование	Единица измерения	Количество
1	Цемент	т	100
2	Песок	м³	200
3	Гравий	м³	150
4	Железные стержни	т	50
5	Арматура	т	30

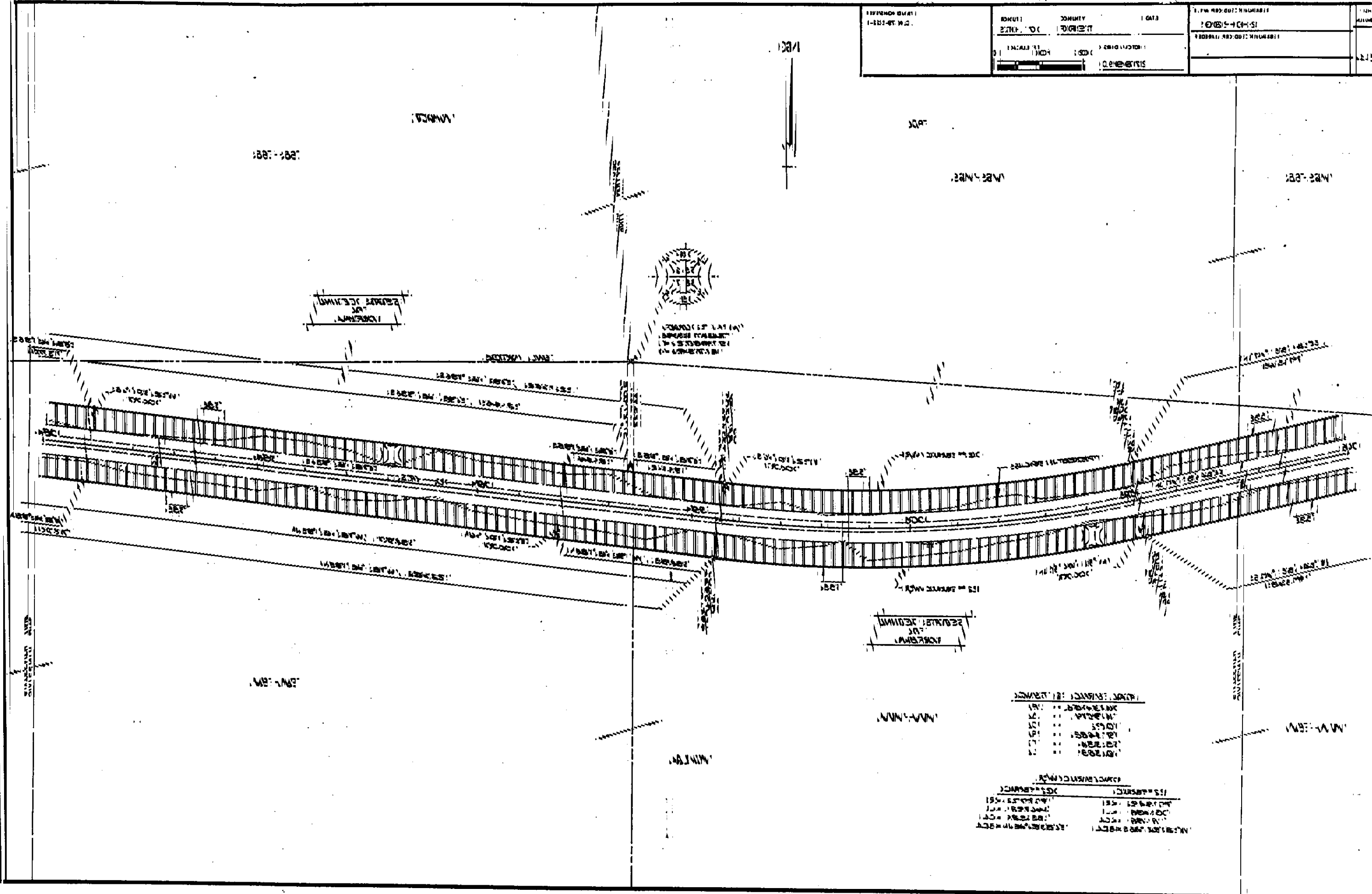
МАТЕРИАЛЫ И КОЛИЧЕСТВА

№	Наименование	Единица измерения	Количество
1	Цемент	т	120
2	Песок	м³	250
3	Гравий	м³	180
4	Железные стержни	т	60
5	Арматура	т	40

PROJECT NO. 100-100-100	DATE 10/10/10	SCALE 1"=100'
DESIGNED BY J. C. BENTLEY	CHECKED BY J. C. BENTLEY	APPROVED BY J. C. BENTLEY
PROJECT TITLE: BRIDGE OVER RIVER		PROJECT LOCATION: RIVER CROSSING



1-11-57 1-11-57	DATE: 1-11-57 DRAWN BY: [illegible]	1-11-57 1-11-57
1-11-57 1-11-57	SCALE: 1" = 100'	1-11-57 1-11-57



1000	1000
1500	1500
1000	1000
1500	1500
1000	1000
1500	1500

PROJECT NO.	15-3-50	DATE	1950
DESIGNER	...	CHECKED	...
APPROVED	...	DATE	...
SHEET NO.		...	

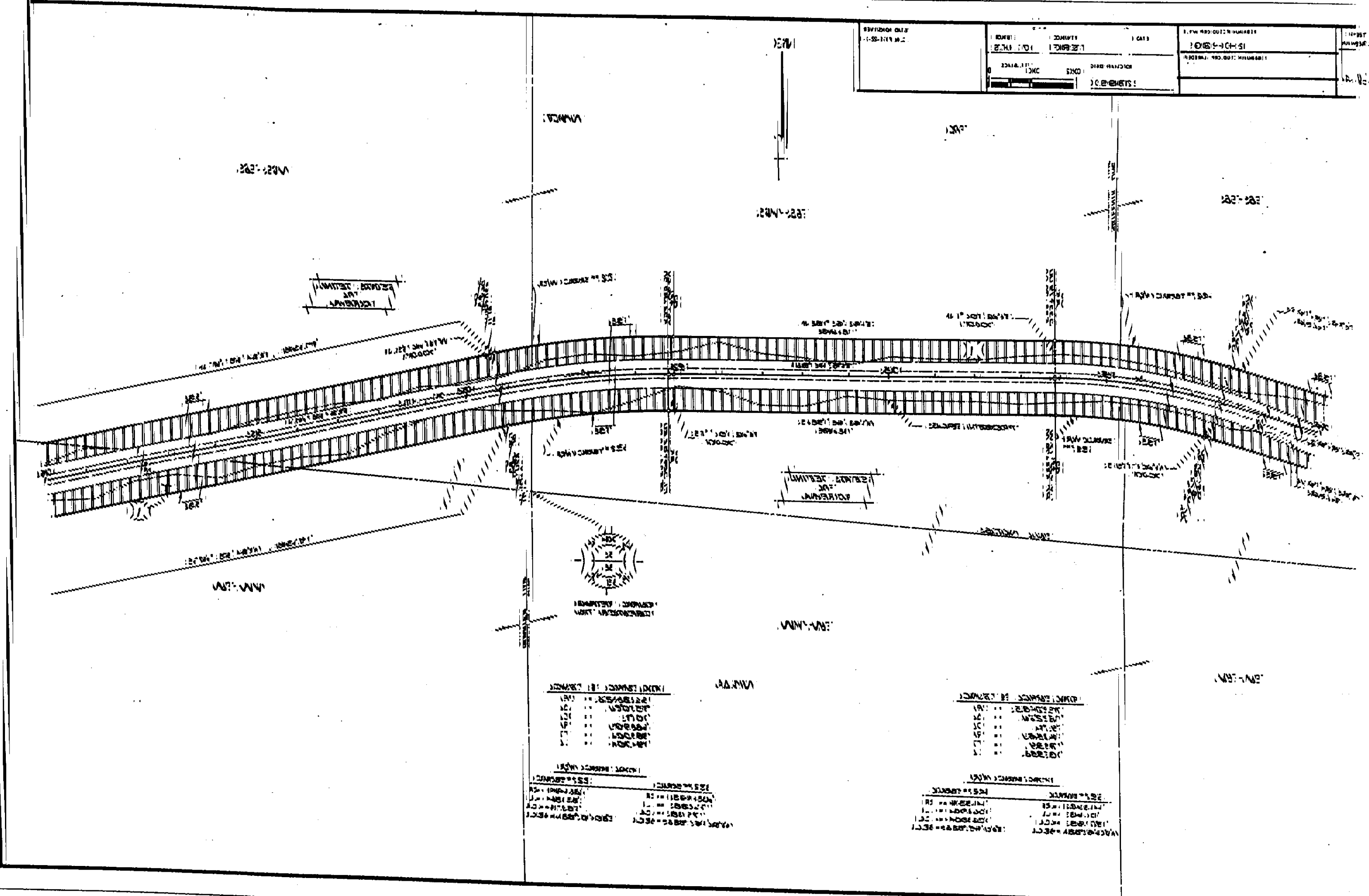


TABLE 1: BRIDGE DATA

SPAN NO.	SPAN LENGTH (FT)
1	16.0
2	12.0
3	10.0
4	12.0
5	16.0

TABLE 2: BRIDGE DATA

SPAN NO.	SPAN LENGTH (FT)
1	16.0
2	12.0
3	10.0
4	12.0
5	16.0

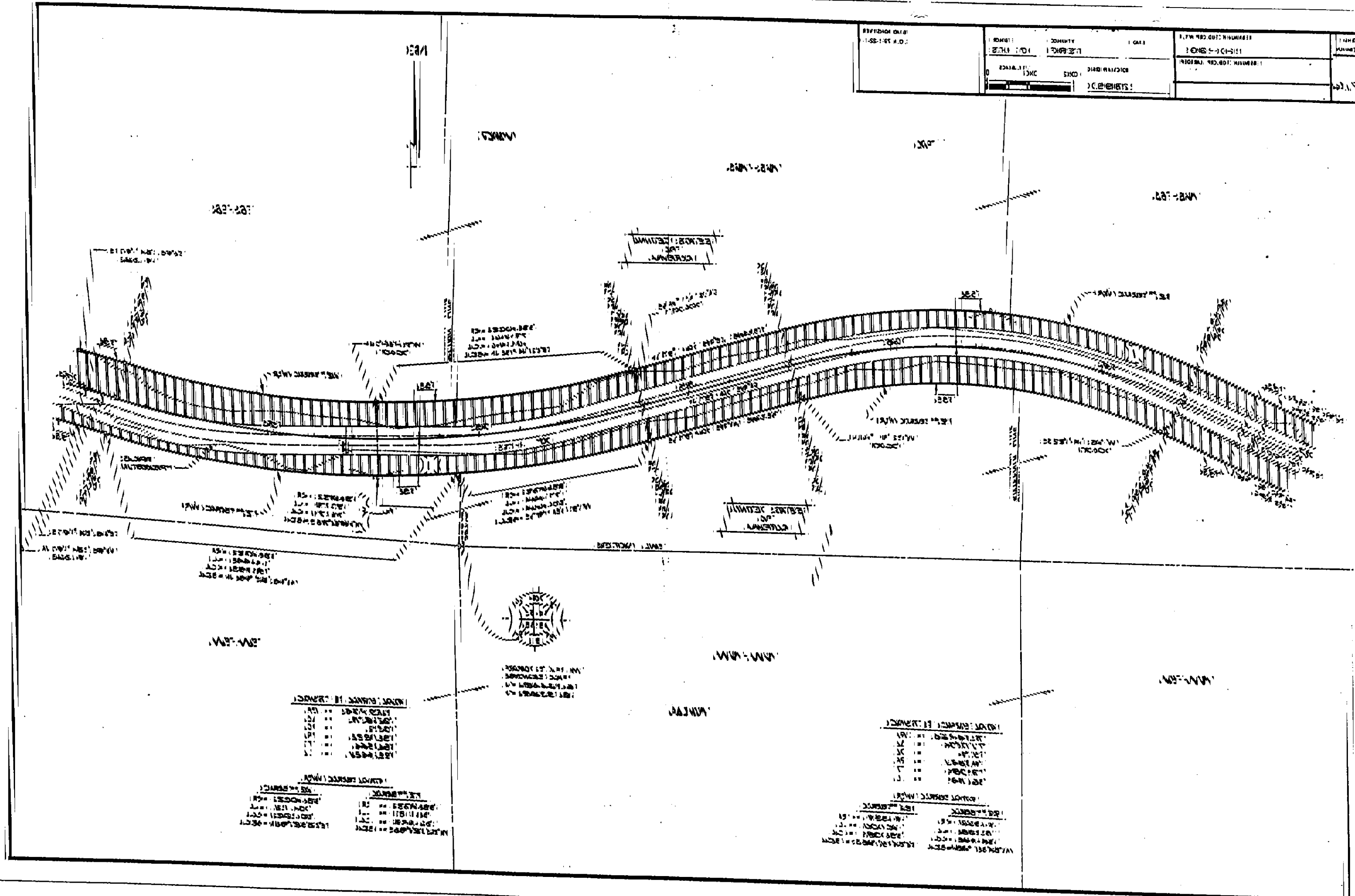
TABLE 3: BRIDGE DATA

SPAN NO.	SPAN LENGTH (FT)
1	16.0
2	12.0
3	10.0
4	12.0
5	16.0

TABLE 4: BRIDGE DATA

SPAN NO.	SPAN LENGTH (FT)
1	16.0
2	12.0
3	10.0
4	12.0
5	16.0

REVISIONS	DATE	BY	NO.



187-287

187-287

187-287

187-287

187-287

187-287

187-287

187-287

NOTES

1	187-287
2	187-287
3	187-287
4	187-287
5	187-287
6	187-287
7	187-287
8	187-287
9	187-287
10	187-287

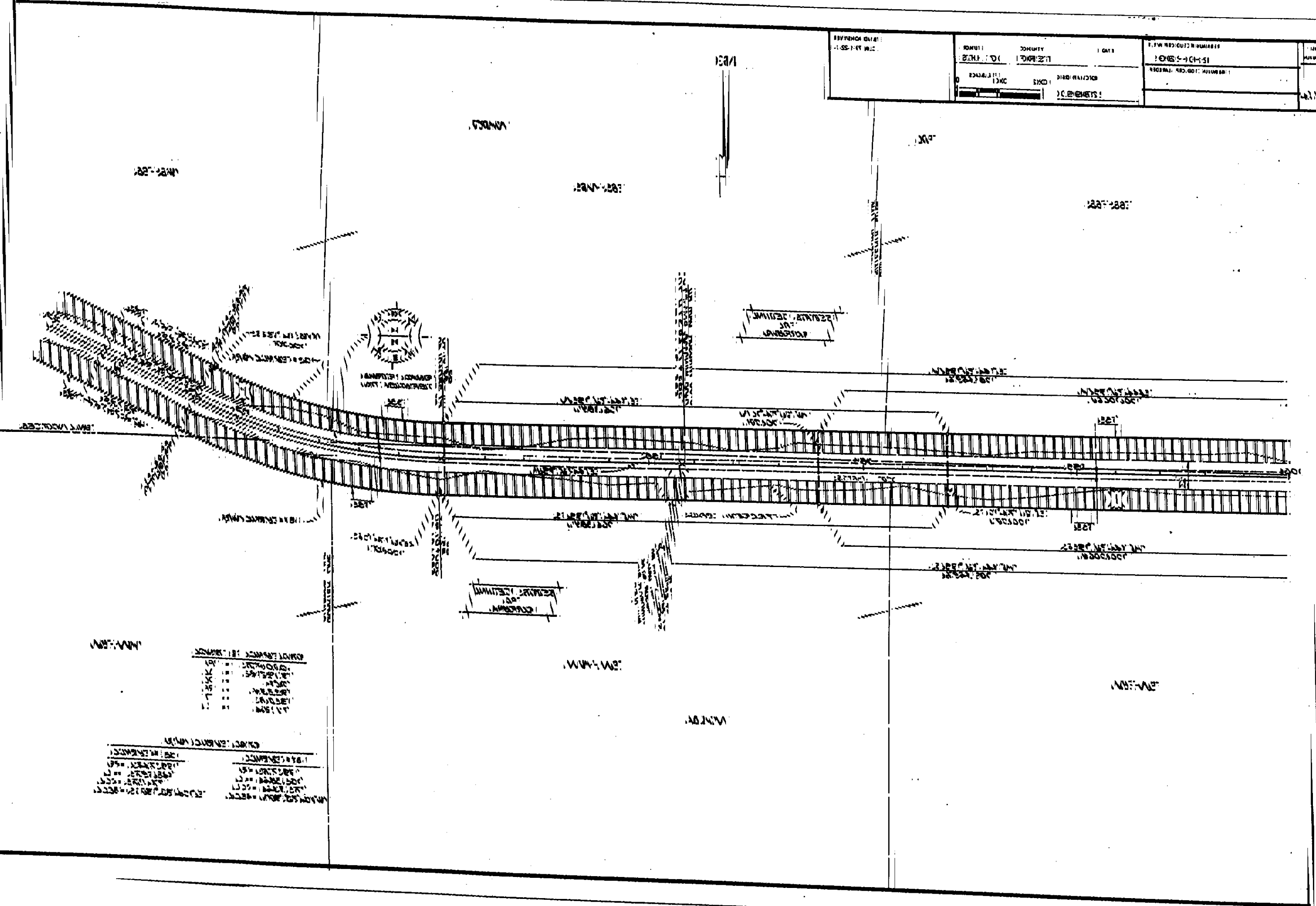
NOTES

1	187-287
2	187-287
3	187-287
4	187-287
5	187-287
6	187-287
7	187-287
8	187-287
9	187-287
10	187-287

NOTES

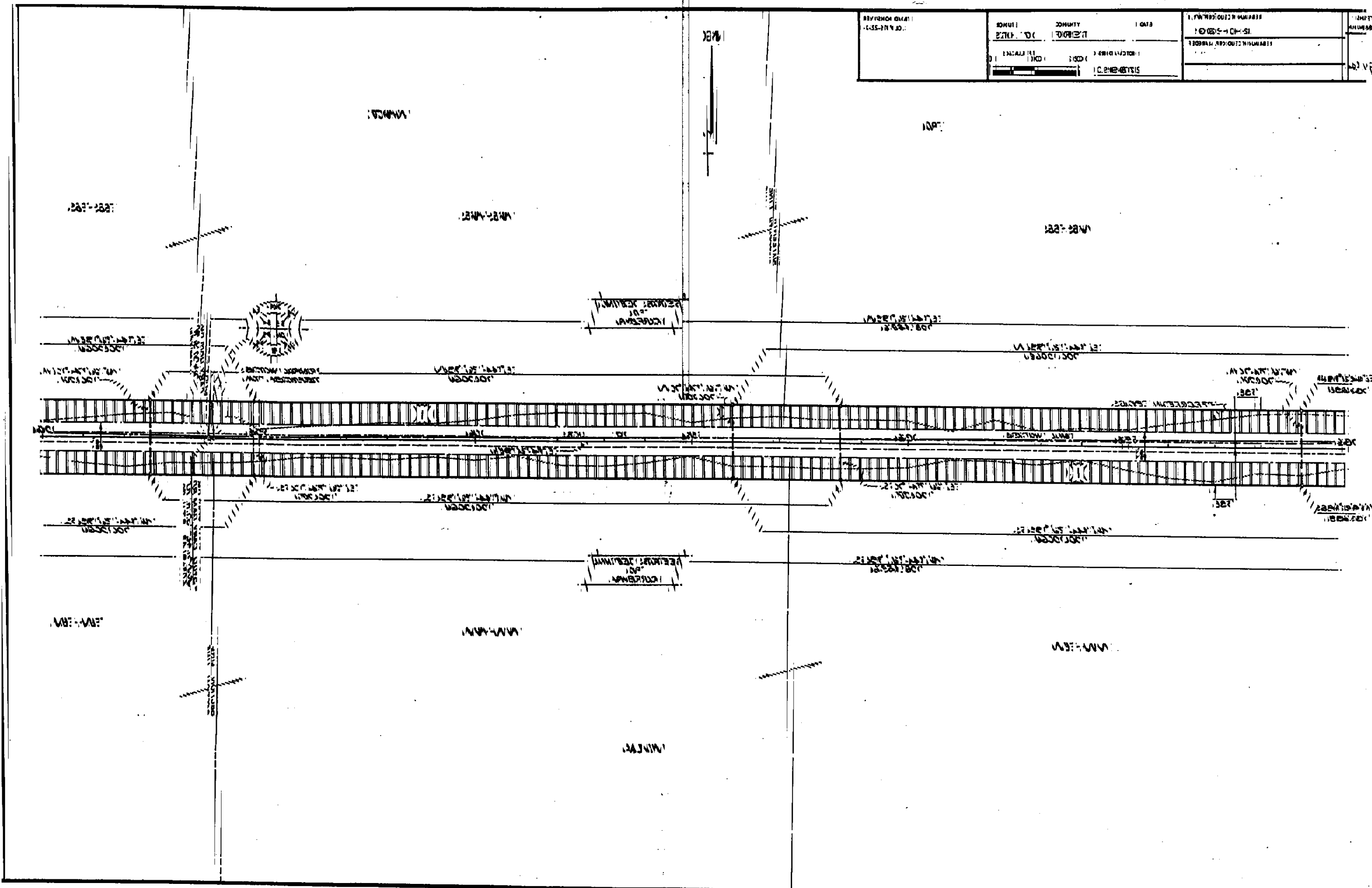
1	187-287
2	187-287
3	187-287
4	187-287
5	187-287
6	187-287
7	187-287
8	187-287
9	187-287
10	187-287

REVISED DATE: 11-22-51	DATE: 11-22-51	PROJECT NO.:	15-10-5-301
BY:	CHKD:	SCALE:	1" = 200'
TITLE: STATIONING		SHEET NO.:	

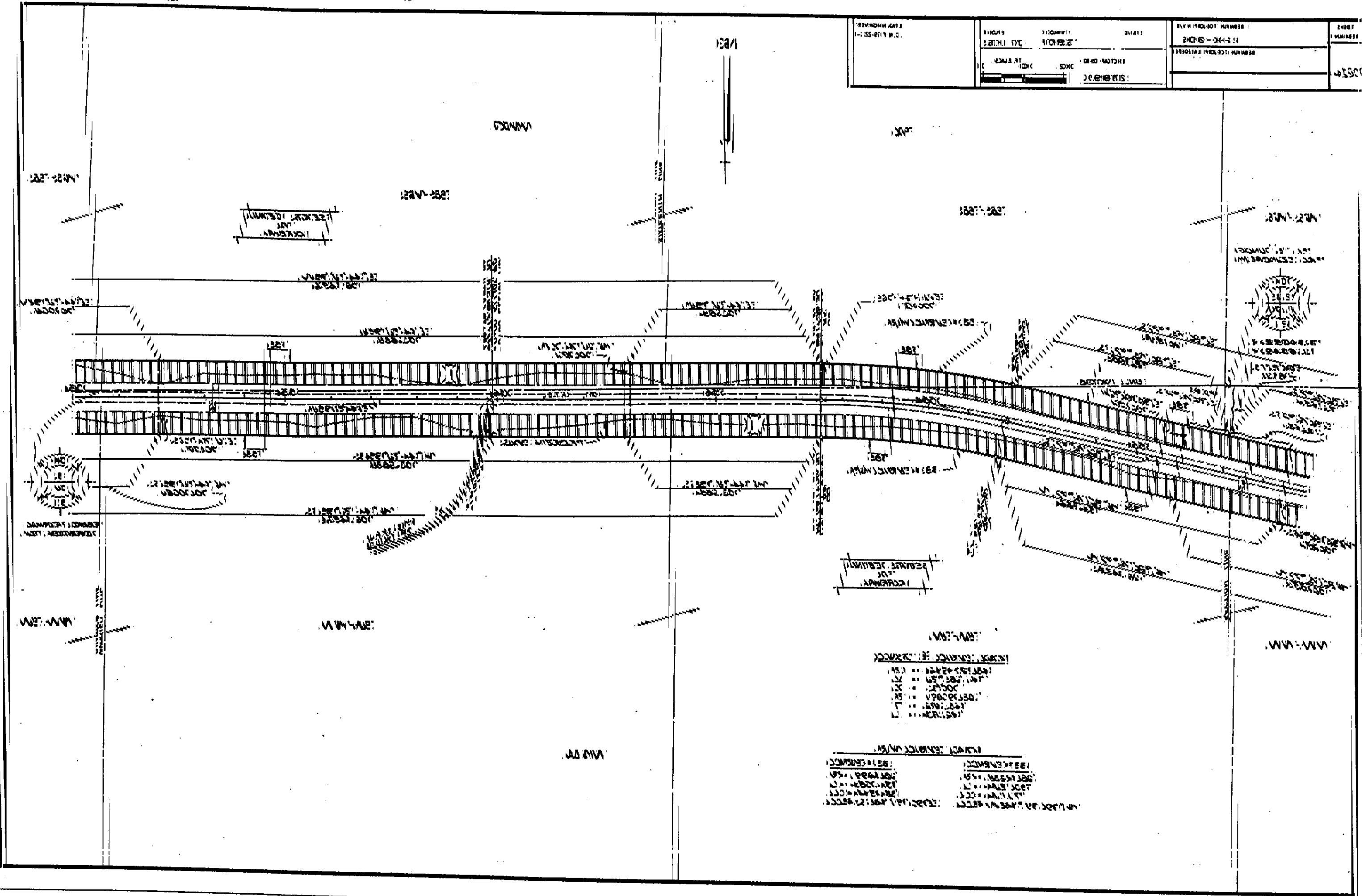


STATION	DESCRIPTION	AMOUNT	UNIT
1+00
2+00
3+00
4+00
5+00
6+00
7+00
8+00
9+00
10+00
11+00
12+00
13+00
14+00
15+00
16+00
17+00
18+00
19+00
20+00
21+00
22+00
23+00
24+00
25+00
26+00
27+00
28+00
29+00
30+00
31+00
32+00
33+00
34+00
35+00
36+00
37+00
38+00
39+00
40+00
41+00
42+00
43+00
44+00
45+00
46+00
47+00
48+00
49+00
50+00
51+00
52+00
53+00
54+00
55+00
56+00
57+00
58+00
59+00
60+00
61+00
62+00
63+00
64+00
65+00
66+00
67+00
68+00
69+00
70+00
71+00
72+00
73+00
74+00
75+00
76+00
77+00
78+00
79+00
80+00
81+00
82+00
83+00
84+00
85+00
86+00
87+00
88+00
89+00
90+00
91+00
92+00
93+00
94+00
95+00
96+00
97+00
98+00
99+00
100+00

STATE-CHINA	DATE	PROJECT	NO. OF SHEETS
1:1	1950	1:1	1
1:1	1:1	1:1	1:1
1:1	1:1	1:1	1:1

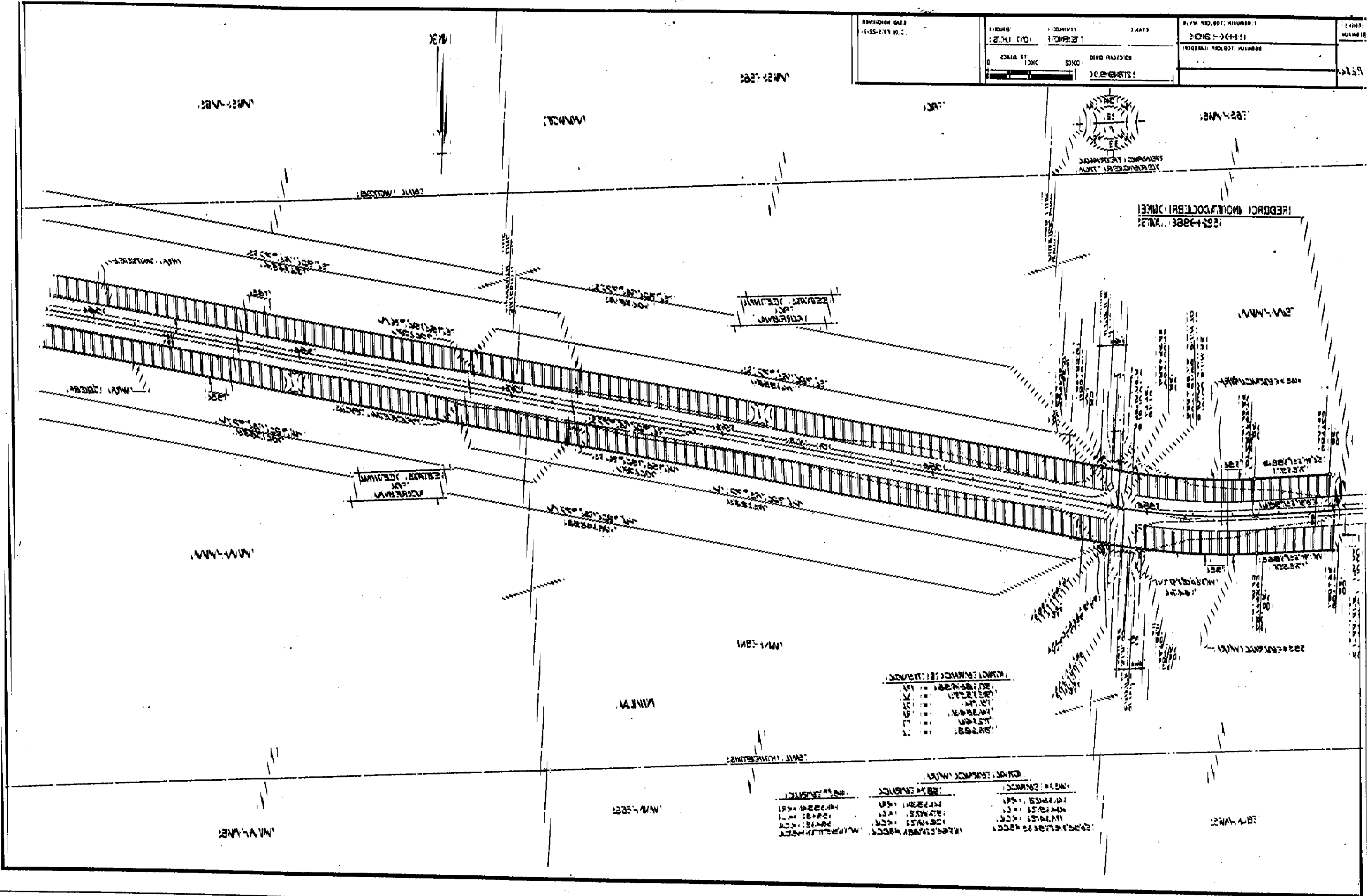
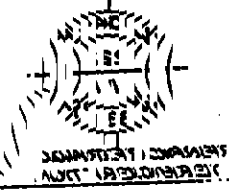


1-25-55 1-25-55 1-25-55	1-25-55 1-25-55 1-25-55	1-25-55 1-25-55 1-25-55	1-25-55 1-25-55 1-25-55
	1-25-55 1-25-55 1-25-55	1-25-55 1-25-55 1-25-55	1-25-55 1-25-55 1-25-55



1. 1'-0" = 1/8" (1/8" = 1'-0")
 2. 1'-0" = 1/8" (1/8" = 1'-0")
 3. 1'-0" = 1/8" (1/8" = 1'-0")
 4. 1'-0" = 1/8" (1/8" = 1'-0")
 5. 1'-0" = 1/8" (1/8" = 1'-0")
 6. 1'-0" = 1/8" (1/8" = 1'-0")
 7. 1'-0" = 1/8" (1/8" = 1'-0")
 8. 1'-0" = 1/8" (1/8" = 1'-0")
 9. 1'-0" = 1/8" (1/8" = 1'-0")
 10. 1'-0" = 1/8" (1/8" = 1'-0")

REVISION DATE 11-25-51	REVISION 11-25-51	DATE 11-25-51	BY J. H. ...
PROJECT NO. 11-25-51	PROJECT NAME ...	SCALE 1" = 100'	DATE 11-25-51



ROOM SCHEDULE

NO.	ROOM	AREA
1	OFFICE	100
2	OFFICE	100
3	OFFICE	100
4	OFFICE	100
5	OFFICE	100
6	OFFICE	100
7	OFFICE	100
8	OFFICE	100
9	OFFICE	100
10	OFFICE	100

GENERAL NOTES

1. ALL WORK TO BE ACCORDING TO THE LATEST EDITIONS OF THE BUREAU OF STANDARDS SPECIFICATIONS FOR CONSTRUCTION.
2. ALL MATERIALS TO BE APPROVED BY THE ARCHITECT BEFORE ORDERING.
3. ALL WORK TO BE COMPLETED WITHIN THE SPECIFIED TIME FRAME.
4. ALL WORK TO BE DONE IN ACCORDANCE WITH THE LOCAL AND STATE LAWS.
5. ALL WORK TO BE DONE IN ACCORDANCE WITH THE FEDERAL LAWS.